


Dinovember


Scavenger Hunt





There are 12 dinosaurs hiding around your home. Find the dinosaurs and write down the letter that is with them to unveil the hidden word.


hidden word: _____




















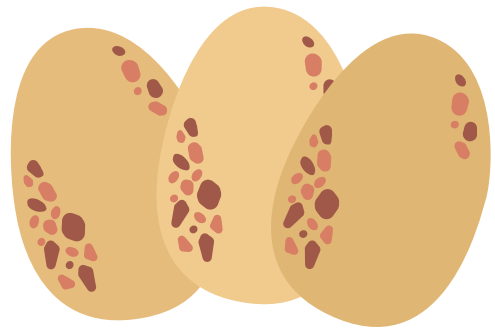













Dinovember

Scavenger Hunt



Instructions for Parents

Activity 1:

1. Using scissors, cut around the dinosaurs and letters together, there are 12 to cut out.
2. With either some blu tack or tape, stick dinosaurs up around the house for kids to find. some examples: on the Fridge, bathroom mirror, on a wardrobe door, (hot tip: write down where you have stuck each letter up in case kids can't find one)
3. Once all dinosaurs are found it will reveal the hidden word (hidden word is: BRONTOSAURUS)

Activity 2:

Have a go at hiding the dinosaurs again, for kids to continue having fun on their search and find adventure.