



Comics Plus



Purpose

Comics Plus is a database full of thousands of digital graphic novels and comics.

Steps to use

1. Visit connectedlibraries.org.au
2. Select Online resources
3. Select Comics Plus
4. Choose your library – Connected Libraries Children’s library, Teen/YA library or Full collection (adult)
5. Log in with library credentials – Library card number and pin/password

Login to your Library/School

Search for library/school:
Connected Libraries AU - Childrens Library

Library Card #

PIN

Log In


6. Once logged in you will have a rotating dashboard and search options.



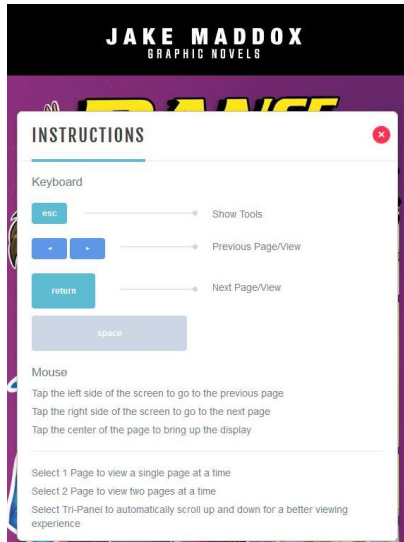
7. To browse through content, choose from
 - a. Featured to see Comics Plus recommended titles
 - b. Popular titles
 - c. Newest additions to Comics Plus updated weekly
 - d. Search by categories or publishers
 - e. Or use the search bar to look for a specific title
8. When hovering over a title you will receive more information
 - a. Triangle to read now
 - b. Use the plus symbol to add to shelf to read later
 - c. Share



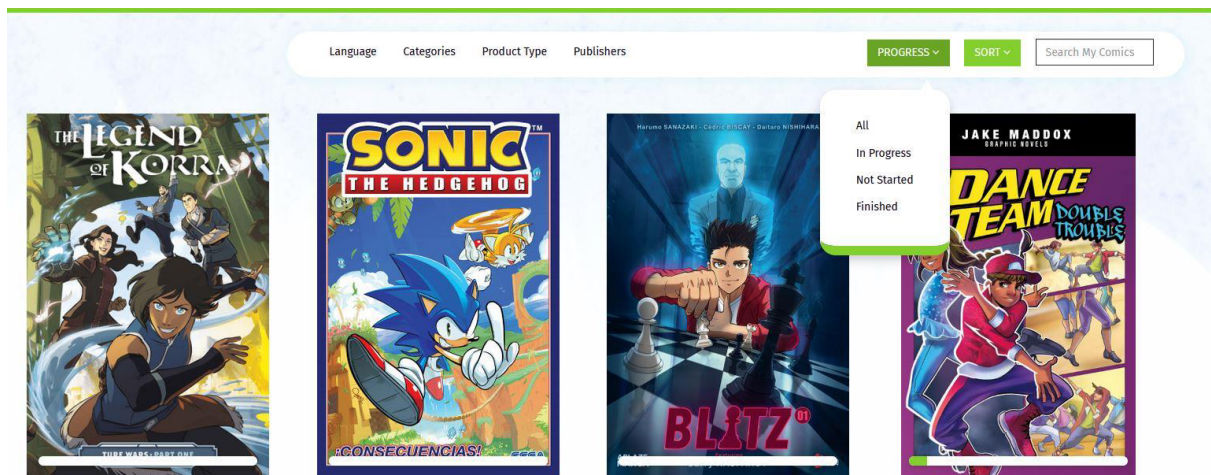
Comics Plus



9. In the more details section, you will be able to see if the title is part of a series.
10. When you go to read a title for the first time you will be presented with instructions on how to navigate. Manga collections will read right to left.



11. When you have finished reading use cross in top right hand corner to exit.
12. Any item you have begun reading will be in your shelf. In your shelf you can sort items based on whether you have read them. If you have started you will be offered the ability to continue from where you were.



13. Need to know more: check out the video tutorial on our website or book in for a Tech Time appointment with one of our friendly staff.