

## **STARTING WITH PRESS READER**

Connected Libraries members have access with their library card and PIN to Press Reader from anywhere.


*NOTE: If using a library PC or library Wi-Fi, no login is required.*

## **GETTING READY**

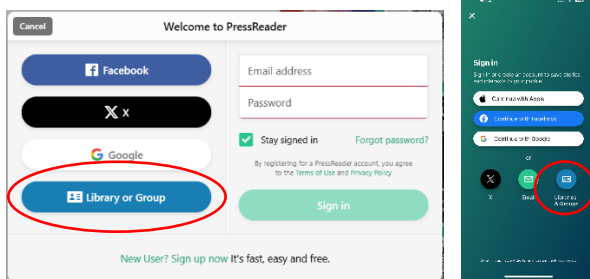
You can access Press Reader from any browser, but for devices download the free Press Reader app, from the App Store or Play Store.

## **LOGGING IN**

1. Click on Sign In at the top of the screen (circled below).



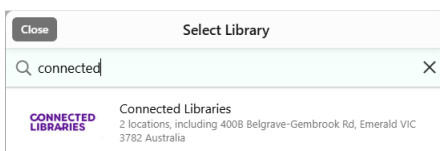
2. Click/tap the Library or Group button (circled below)



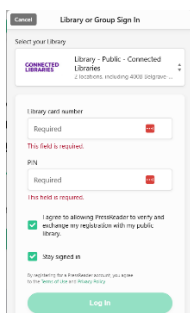
Desktop

Phone

3. Under Select Library, start typing in Connected Libraries and then select the library by clicking/tapping it.



4. Enter your library card number and PIN, check or uncheck the boxes as required and then click/tap the Login button.



5. You may be asked for email details to personalize your Press Reader experience. Either complete the details, or press cancel to go back to the magazines/newspapers